

2021 Summer Evening Series Online Competitor Briefing



(Revision 3: Posted 6/11/2021 at 9:14 pm)

This is an informal document provided as a courtesy to competitors not able to attend the “in-person” Competitor’s Briefing. Competitors should refer to the Sailing Instructions as the “official” source of this information. Please send any questions regarding this document to: race_commander@austinyachtclub.net

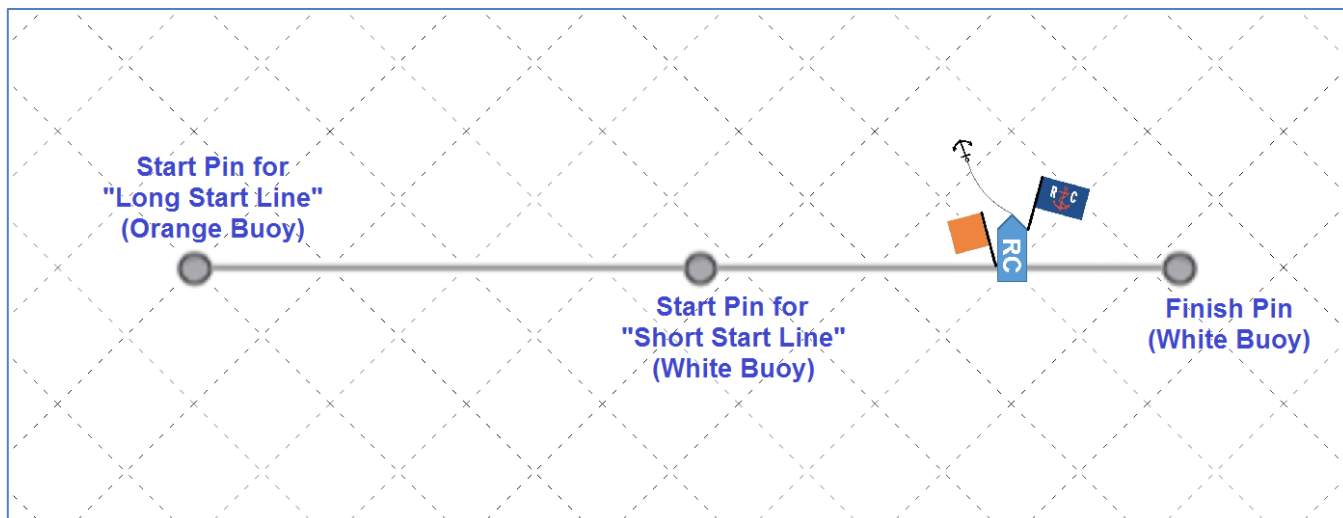
- Welcome to the 2021 Summer Evening Series!
- The Sailing Instructions for the Summer Evening Series should be very familiar to all AYC sailors... but...
- But... we do have some major changes as detailed below.

- Summary of major changes:
 - We will have two start lines: one short and one long
 - Only the “Short Start Line” and the “Finish Line” are obstructions
 - Code Flag L, “Lima” (come within hail) will be used to indicate when competitors may check-in
- See the rest of this document for diagrams and more details on all these changes



- Start Line:

- We will have two start lines
- The “Short Start Line” and “Long Start Line” (SI sections 11.2.1 and 11.2.2)
- See diagram below



Notes regarding two start lines

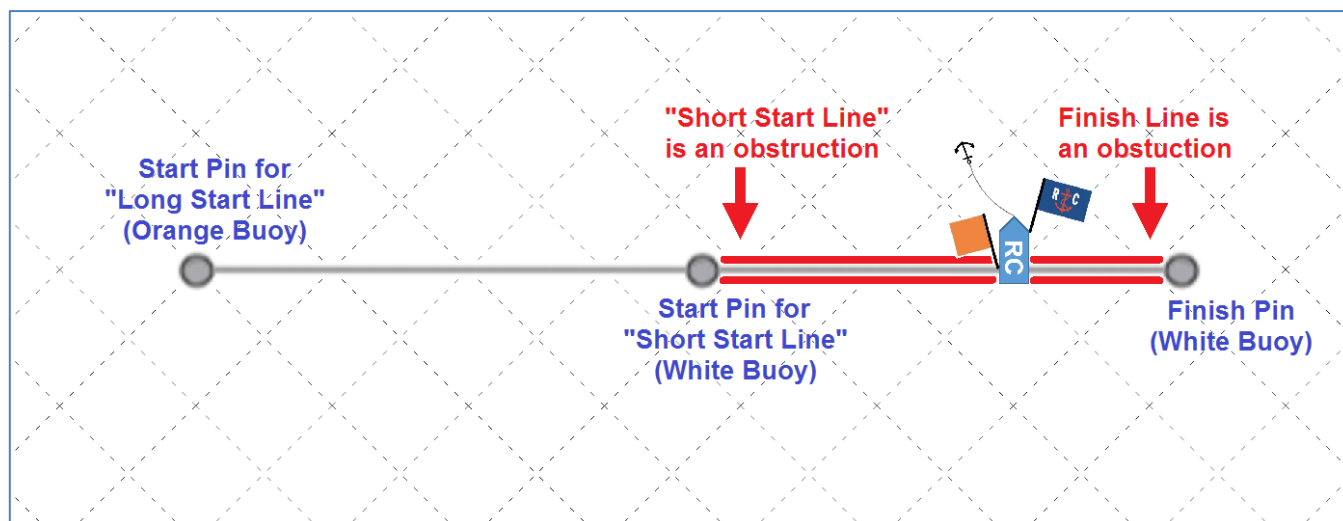
- Refer to SI sections 11.2.1 and 11.2.2:

*11.2.1 The Trimaran and the J/80 classes will start on the “Long Start Line” which will be between a staff displaying an orange line flag on the port side of the Signal Boat and an **orange ball buoy** on the port side. The white ball buoy marking the short line is not a mark of the course for boats starting on the “Long Start Line”.*

*11.2.2 All other classes will start on the “Short Start Line” which will be between a staff displaying an orange line flag on the port side of the Signal Boat and a **white ball buoy** on the port side. The orange ball buoy marking the long line is not a mark of the course for boats starting on the “Short Start Line”.*

- Obstructions:

- The “Short Start Line” is an obstruction (refer to SI section 10.1.1)
- The “Finish Line” is an obstruction (refer to SI section 10.1.2)
- See diagram below



Notes regarding obstructions

- Refer to SI sections 10.1.1 and 10.1.2:

10.1.1 After the start, the “Short Start Line” is an obstruction for all classes, except when a boat has been recalled and needs to sail to the pre-start side of the starting line as described in RRS 29.1.


10.1.2 After the start, the Finish Line is an obstruction, except when on the last leg of the course.

- **IMPORTANT:** Both the Trimarans and the J/80s are scheduled for two races each day and said classes will be using the “Long Start Line”. Said classes may be in sequence for their 2nd start while other competitors are on the race course.
- **THEREFORE:** Please use caution when sailing through the area between the Orange ball buoy and the start pin for the “Short Start Line” during the 2nd start of the day.



- Check-in Process using Code Flag L:

- Signal Boat will display Code Flag L when ready to accept check-ins (refer to SI section 5, Check in by Competitors)
- Code Flag L shown below



Notes regarding check-in process



- Refer to SI sections 5.2, 5.3, and 5.6:

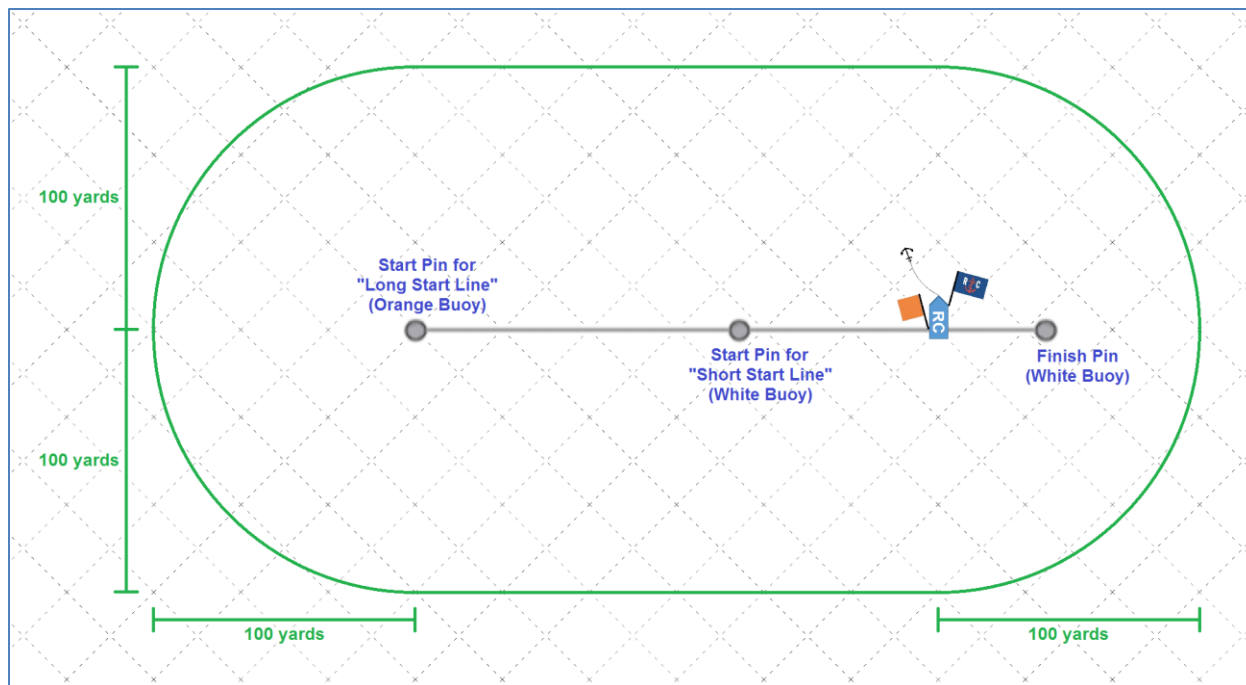
5.2 The Race Committee Signal Boat will display Code Flag L when on-station and ready to accept check-ins by competitors.

5.3 Competitors must check-in only while Code Flag L is displayed by the Signal Boat, or only during the first four minutes of their start sequence, before their Preparatory flag is dropped.

5.6 The Signal Boat will remove Code Flag L with one long sound approximately 2 minutes prior to the first Warning Signal of the day at which time all competitors will be required to clear the “Starting Area”.

- **IMPORTANT:** All competitors are required to clear the “Starting Area” when Code Flag L is removed.

Starting Area Diagram



Notes regarding "Starting Area"

- Refer to SI Appendix 2 for a copy of the above diagram.
- The Sailing Instructions are now very clear that boats not in sequence shall avoid the starting line. Refer to SI sections 5.7:

5.7 The "Starting Area" is the area within 100 yards of the starting line as shown on the diagram in Appendix 2. While a start is in sequence, boats whose warning signal has not been made shall avoid the starting line and shall keep clear of all boats within this starting area.
- **THEREFORE:** Please avoid the starting line and the starting area unless you are in sequence.
- **NOTE:** This applies to both starts for classes scheduled for two races each day.

Q & A



This is an informal document provided as a courtesy to competitors not able to attend the “in-person” Competitor’s Briefing. Competitors should refer to the Sailing Instructions as the “official” source of this information. Please send any questions regarding this document to: race_commander@austinyachtclub.net

*Answers to questions and any other clarifications will be provided below. This document will be timestamped to allow competitors to determine if they are viewing the latest version (**Revision 3: Posted 6/11/2021 at 9:14 pm**).*

---O---

- No questions have been posted yet.

Q & A

